







- 
- The diagram illustrates a two-page spread with various safety and layout margins. A central vertical dashed line represents the fold. A light blue shaded area at the top of each page indicates the gutter. A light pink shaded area at the bottom of each page indicates the safety margin. A dashed line at the very bottom of each page indicates the cut line. A dotted line at the very bottom of each page indicates the fold line.
-  - pole spadu (2 mm)
 -  - linia cięcia
 -  - margines bezpieczeństwa (3 mm)
 -  - pole bezpieczne
 -  - linia zgięcia