







- 
- The diagram illustrates a technical drawing template with various safety margins and fold lines. A central white area is surrounded by a 3 mm pink safety margin. A vertical dashed line divides the page into two columns. A horizontal dashed line is located near the bottom. A vertical dashed line on the right side indicates a fold line. A light blue area at the bottom left represents a 2 mm drop field. A legend in the bottom right corner explains these symbols.
-  - pole spad (2 mm)
  -  - linia cięcia
  -  - margines bezpieczeństwa (3 mm)
  -  - pole bezpieczne
  -  - linia zgięcia